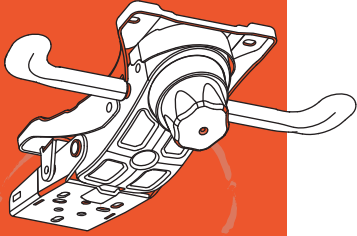


Y3

Synchro Tilt 2 Paddle




Control Guide

Recline with a Synchro back and seat. Movement featuring a 2:1 back to seat tilt ratio, with a reduced rise to the front seat edge, with a 3 position multi-lock with built in safety return feature.




3 Position Back Lock

Synchro Tension Adjustment ;
Turn clockwise to tighten the back tension and counter
clockwise to loosen back tension



Height Adjustment:
Pull and hold the Height Adjustment Paddle to raise the Chair, Release the paddle to lock to the desired height in place.



Back Recline Lock:
Lift the Back Recline Paddle up to release the back . Recline the back into desired position then push the Back recline paddle down to lock the back into place.